

PUFFY


Embroidery Foam for Three-Dimensional Effects



Truly Outstanding Embroidery Effects!

Bulky, raised monograms, three-dimensional patterns – embroideries made with PUFFY will stun everyone!
For creating the enhanced 3D effect. The embroidery design is simply satin-stitched over the foam, giving caps, promotion wear and outerwear a completely new touch.

GUNOLD[®]



Processing Recommendations:




- ◆ Place PUFFY on the fabric to be embroidered and attach it with adhesive spray KK, if needed.
- ◆ Satin-stitch your design. The machine needle perforates the foam during stitching.
- ◆ A double stitch density instead of the standard setting is essential for completely covering and encasing PUFFY during stitching.
- ◆ Use satin stitches, not fill stitches. The wider the satin stitch, the stronger the 3D effect will be achieved! Step stitches will destroy the foam.
- ◆ A needle with SES point will perforate PUFFY better than needles with sharp points.

Tip:

A standard 75 needle usually produces good results. If the foam is visible despite correct digitization, select a 60 needle with SES tip or remove the foam particles with a hot air blower.

- ◆ An extremely strong 3D effect can be achieved by using two layers of PUFFY on the base fabric. If needed, bond it with an adhesive spray.

Care Instructions:



1. Place PUFFY on the fabric to be embroidered, attach it if needed, and start embroidering.

2. During embroidering PUFFY will be perforated...

3. ... and excess foam can simply be torn away. There it is, the amazing 3D effect!

Embroidering with PUFFY is so easy. It's stitching as usual - you only need to digitize the desired embroidery design for foam raised embroidery. You'll find all necessary information on this topic in our tips on how to embroider with PUFFY on our website

www.gunold.de

Technical Information:



Composition:

100 % polyethylene

Available in 2 densities:

PE 20: soft, highly suitable for outerwear

PE 10: harder, for caps and logos

Make-up:

sheets of 40 x 30 cm, thickness 3mm, tolerances: depending on production, the thickness may vary by +/- 10%

Colour range:

PE 20: available in white and black


PE 10: available in white and black

Minimum order:

10 sheets per package

Especially for patterning:

The shades of PE 20 and of PE 10 with samples sized 20 x 30 cm are included in a handy hinged box.



Professional materials for high-quality embroidery results – tried and tested in the clothing, promotion and home textile industries. For more information visit our website www.gunold.de!

Distributed by:



ROTHENBORG ApS

INDUSTRIASYMASKINER
GUDUMKÆRVEJ 6 • DK-7400 HERNING
www.rothenborg.dk • Tlf. +45 97 15 63 33

GUNOLD[®]

